

รายงานผลการปฏิบัติตามมาตรการป้องกันและแก้ไขผลกระทบสิ่งแวดล้อม และมาตรการติดตามตรวจสอบผลกระทบสิ่งแวดล้อม
โครงการ AIA East Gateway (อาคารเอไอเอ อีสต์ เกตเวย์) (ระยะดำเนินการ)
ระหว่างเดือนกรกฎาคม-ธันวาคม พ.ศ. 2567

รายการใบรับรองสอบเทียบ/ทวนสอบ เครื่องมือหลักประจำห้องปฏิบัติการวิเคราะห์ สำหรับวิเคราะห์คุณภาพสิ่งแวดล้อม

No.	Instrument/Equipment	Parameter	Manufacturer	Model/Serial No.	Calibrator	Certification No.	Date of Calibration	Due date of Calibration*	Remark
เครื่องมือหลักประจำห้องปฏิบัติการวิเคราะห์คุณภาพน้ำ									
1	pH Meter	ความเป็นกรดและด่าง	Horiba	LAQUA-PH210 / HA9M0047	Technology Promotion Association (Thailand-Japan)	24CH400	2 Apr 24	1 Apr 25	-
2	pH Meter		Orion	STAR A214 / X36836	Science Tech Co., Ltd.	FT004/24	23 May 24	22 May 25	-
3	Analytical Balance (Readability 0.01 mg)	สารแขวนลอย	Mettler-Toledo	XSR204 / C117635043	Technology Promotion Association (Thailand-Japan)	24MM293	11 May 24	10 May 25	-
4	Hot Air Oven		Memmert	UF55 / B212.0411	Technology Promotion Association (Thailand-Japan)	24TM589	1 Apr 24	31 Mar 25	-
5	Analytical Balance (Readability 0.1 mg)	น้ำมันและไขมัน	Mettler-Toledo	XSR205DU / C210685394	National Food Institute, Ministry of Industry, Thailand	2402283-002-01	2 Apr 24	1 Apr 25	-
6	BOD Incubator	บีโอดี	Arco	UC4-1320 / 13URC4S013201	Technology Promotion Association (Thailand-Japan)	24TM303	10 Feb 24	8 Feb 25	-
7	BOD Incubator		Arco	UR-1320 / -	Technology Promotion Association (Thailand-Japan)	24TM588	1 Apr 24	31 Mar 25	-
8	Digestor Unit	ทีเคเอ็น	FOSS TECATOR	DT2520 / 91794469	FOSS South East Asia	9809	8 Feb 24	6 Feb 25	-
9	Distillation Unit (Kjeldahl Method)		FOSS TECATOR	KT200 / 91790524	FOSS South East Asia	9810	9 Feb 24	7 Feb 25	
10	UV-VIS Spectrophotometer	สี (ADMI)	Agilent Technologies	Cary60 / MY15410009	DQE Services Co.,Ltd.	SP24-018	7 May 24	6 May 25	-
11	UV-VIS Spectrophotometer		Hitachi	U-1900 / 2021-064	DQE Services Co.,Ltd.	SP24-008	16 Jan 24	14 Jan 25	-

รายการใบรับรองสอบเทียบ/ทวนสอบ เครื่องมือหลักประจำห้องปฏิบัติการวิเคราะห์ สำหรับวิเคราะห์คุณภาพสิ่งแวดล้อม

No.	Instrument/Equipment	Parameter	Manufacturer	Model/Serial No.	Calibrator	Certification No.	Date of Calibration	Due date of Calibration*	Remark
เครื่องมือหลักประจำห้องปฏิบัติการวิเคราะห์คุณภาพน้ำ									
12	Incubator	แบบที่เรียกกลุ่มโคลิฟอร์มทั้งหมด แบบที่เรียกกลุ่มฟิคอลโคลิฟอร์ม	Memmert	IPP 260 / V616.0066	Technology Promotion Association (Thailand-Japan)	24TM650	2 Apr 24	1 Apr 25	-
13	Incubator	อี. โคโล เชื้อลิจิโอนลลา	Memmert	IPP 260 / V618.0033	Technology Promotion Association (Thailand-Japan)	24TM651	2 Apr 24	1 Apr 25	-
14	Water Bath	แบบที่เรียกทั้งหมด	Memmert	WNE 14 / L412.0121	Technology Promotion Association (Thailand-Japan)	24TM615	1 Apr 24	31 Mar 25	-
15	Water Bath		Memmert	WNE 14 / L414.1410	Technology Promotion Association (Thailand-Japan)	24TM616	2 Apr 24	1 Apr 25	-
16	Auto Clave		ALP	CL-40L / 807298	National Food Institute, Ministry of Industry, Thailand	2403982-001-01	7 Aug 24	6 Aug 25	-
17	Auto Clave		ALP	CL-40L / 808763	National Food Institute, Ministry of Industry, Thailand	2402281-001-01	2 Apr 24	1 Apr 25	-
18	Analytical Balance		Ohaus	PX623 / C236754745	National Food Institute, Ministry of Industry, Thailand	2402419-001-01	19 Apr 24	18 Apr 25	-

Due Date of Calibration* : Based on the annual calibration plan. At least 1 time per year.



TECHNOLOGY PROMOTION ASSOCIATION (THAILAND-JAPAN)
CORPORATE SERVICES 3: EQUIPMENT CALIBRATION AND TESTING SERVICES
534/4 PATTANAKARN ROAD SOI 18, SUANLUANG, SUANLUANG BANGKOK 10250
TEL. 0-2717-3000-29 FAX. 0-2719-9484




Cert.No.: 24CH400
Page.: 1 of 3

Certificate of Calibration

Equipment : pH Meter
Manufacturer : Horiba
Model : LAQUA-PH210
Serial No. : HA9M0047
ID No. : UAE.EFM.005/2563(EFM.pH.05/63)
Condition As-Received: Used Item
Received Date : 01 April 2024
Calibration Date : 02 April 2024
Reference : 2404-0037WSC-2
Submitted by : United Analyst and Engineering Consultant Co.,Ltd.
3 Soi Udomsuk 41, Sukhumvit Road,
Bangchak, Phrakhanong, Bangkok 10260

Ambient Temperature : (25 ± 2.5) °C
Relative Humidity : (50 ± 15) %
Calibration Procedure : In - house method :
- CP-CH5 by direct measurement with DC voltage
standard and direct measurement with
certified reference material (CRM)
- CP-CH8 by comparison with temperature standard

Calibrated by :



Approved by :

Approved Signatory

()
()
(✓)

Issue Date :

06 April 2024

The Uncertainties are for a confidence probability of approximately 95%

This certificate may not be reproduced other than in full, except with the prior written
Approval of the head of Corporate Services 3 : Equipment Calibration and Testing Services.

เอกสารไม่ควบคุม

A 0062140



Cert.No.: 24CH400

Page.: 2 of 3

Condition of this calibration result

1. Reference Standard Instrument

<u>Instrument</u>	<u>Serial No.</u>	<u>ID No.</u>	<u>Cert. No.</u>	<u>Due Date</u>
1) Document Process Calibrator	54030049	130RC116	23E2802	27 Aug 2024
2) Ref. Standard Thermometer	4982054	110RC044	23I908	26 July 2024

This certification is traceable to the International System of Unit maintained through:-

- Technology Promotion Association (Thailand-Japan)

2. Certified Reference Materials : The measurement results are traceable to SI through CPA chem Ltd.,
ANSI-ASQ National Accreditation Board, Accredited No. AR-1835

<u>Buffer Solution</u>	<u>Manufacturer</u>	<u>Lot No.</u>	<u>Exp. date</u>
pH 4.008	CPA chem	940102	27 Nov 2025
pH 6.986	CPA chem	940104	02 Nov 2024
pH 9.997	CPA chem	940106	02 Nov 2024

3. This certificate is valid only to the item calibrated on date and place of calibration.

Calibration Results

Function : mV Measurement

Performing standard curve by Document Process Calibrator at pH (4,7)(7,10)

Unit Under Calibration	Nominal Value	Standard Voltage Input	Actual Reading		Uncertainty of Measurement (±mV)	Coverage factor <i>k</i>
	pH	mV	mV	pH		
pH Meter S/N.: HA9M0047	4.00	177.48	177.3	4.01	0.058	2.00
	7.00	0.00	0.0	7.01	0.058	2.00
	7.00	0.00	0.0	7.01	0.058	2.00
	10.00	-177.48	-177.4	10.01	0.058	2.00

เอกสารไม่ควบคุม

a 1209883



Cert.No.: 24CH400

Page.: 3 of 3

Calibration Results**Function : pH Measurement**

Performing three buffers standard curve by using buffer nominal pH (4,7)(7,10)

Unit Under Calibration	Standard pH Buffer Solution	Actual pH Reading	Actual mV Reading (mV)	Uncertainty of pH Measurement (\pm)	Coverage factor k
pH Electrode S/N.: -	4.008	4.01	171.6	0.0079	2.00
	6.986	6.99	-8.4	0.0099	2.00
	6.986	7.00	-9.6	0.011	2.00
	9.997	10.02	-173.8	0.0096	2.00

Function : Temperature Measurement**(*) Without adjustment**

This equipment was connected with Temperature Probe;

- Model : _____ -
- Serial No. : _____ -
- Dimension of probe
- Length : 103 mm.
- Diameter : 16 mm.
- Immersion Depth : 90 mm.

Calibration Point (°C)	Standard Temperature (°C)	UUC* Reading (°C)	Error (°C)	Uncertainty of measurement (\pm °C)	Coverage factor k
25.0	25.002	25.0	-0.002	0.13	2.00
30.0	30.002	30.0	-0.002	0.13	2.00
35.0	35.003	35.0	-0.003	0.13	2.00

Remark - UUC* = Unit Under Calibration

The reported uncertainty of measurement was based on a standard uncertainty multiplied by a coverage factor k , providing a level of confidence of approximately 95 %.

-o0o-

เอกสารไม่ควบคุม

a 1209884



SCIENCE TECH CO., LTD.


Head Office : 321/43 Nanglinchee Rd. Chongnondsee Yannawa Bangkok 10120
Thailand Tel. 0-2285-4101 Fax. 0-2285-4856 www.sciencetech.th.com
Science Tech Laboratory : 279/27-29 Soi Watpoman Sathupradit 19 Rd.
Chongnondsee Yannawa Bangkok 10120 Tel. 0-2285-4101 Fax. 0-2285-4856

Job No. : JF004/24

Certificate No. : FT004/24

Page : 1 of 2

Certificate of Calibration

Equipment :	pH/ISE Meter
Manufacturer :	Orion
Made in :	USA.
Model :	STAR A214
Serial No. :	X36836
ID No. :	UAE.WAT.025/2560
Ion Selective Model :	9409BN
Serial No. :	ZW1-18420
Referance Electrode Model :	900100
Serial No. :	ZW1-16834
Range :	0 to 14 pH
Resolution :	0.001 pH 0.1 mV
Submitted by :	บริษัท ยูไนเต็ด แอนนาลิสต์ แอนด์ เอ็นจิเนียริง คอนซัลแตนท์ จำกัด 3 ซอยอุดมสุข 41 ถนนสุขุมวิท แขวงบางจาก เขตพระโขนง กรุงเทพฯ 10260
Ambient Temperature :	(25 ± 3) °C
Relative Humidity :	(50 ± 15)%
Issue date :	Monday, May 27, 2024
Calibrated by :	
Approved by :	

Laboratory manager

เอกสารไม่ควบคุม



Certificate of Calibration

Job No. : JF004/24

Certificate No. : FT004/24

Received date : Thursday, May 23, 2024

Page : 2 of 2

Calibration date : Thursday, May 23, 2024

Condition of this calibration result

- 1 Reference standard materials : Certified Fluoride standard reference solution (Directly measured by differential potentiometry with the aid of potassium fluoride "quasi without transference" against solutions prepared from primary reference materials from NIST)
- 2 This certificate was certified only for the instrument we calibrated
- 3 This result of calibration was found accurate as shown on date and place of calibration only

Result of Calibration

Function : pH/ISE Meter with Probe

Direct Measurement

First Standard concentrated = 0.1 ppm
Secondary Standard concentrated = 1 ppm
Tertiary Standard concentrated = 10 ppm
Fourthly Standard concentrated = 100 ppm
Slope = -55.1 mV/Dec.

Channel : 1

Unit Under Calibration	Standard Concentrated (ppm)	UUC Reading (ppm)	Correction (ppm)	Stdev (ppm)
Model :	0.1	0.104	-0.004	0.00
9409BN S/N. ZW1-18420	1	1.03	-0.03	0.01
900100 S/N. ZW1-16834	10	10.2	-0.2	-0.16
	100	100	0	0.48

-00000-

เอกสารไม่ควบคุม



Job No. : J020/24

Certificate No. : ST020/24

Page : 1 of 2

Certificate of Calibration

Equipment : pH/ISE Meter
Manufacturer : Orion
Made in : USA
Model : STAR A214
Serial No. : X36836
ID No. : UAE.WAT.025/2560
Range : 0 to 14 pH
Resolution : 0.001 pH 0.1 mV
UUC Condition As-Received : Good
Submitted by : บริษัท ยูไนเต็ด แอนนาไลซิส แอนด์ เอ็นจิเนียริง คอนซัลแตนท์ จำกัด
3 ซอยอุดมสุข 41 ถนนสุขุมวิท แขวงบางจาก
เขตพระโขนง กรุงเทพฯ 10260
Ambient Temperature : $(25 \pm 3) ^\circ\text{C}$
Relative Humidity : $(50 \pm 15)\%$
Calibration Procedure : In - house method : WI-ST-LAB-7.2/I based on direct
measurement by using standard voltage calibrator
Issue date : Monday, May 27, 2024

Calibrated by :

Approved by :

Laboratory manager

The uncertainties are for a confidence probability of approximately 95%

This certificate is issued in accordance with the conditions of accreditation granted by the Thai Laboratory Accreditation Scheme which has assessed the measurement capability of the laboratory and its traceability to recognized national standards and to the units of measurement realized at the corresponding national standards laboratory. This certificate may not be reproduced other than in full, except with the prior written approval of the Science Tech Laboratory.

เอกสารไม่ควบคุม



Certificate of Calibration

Job No. : J020/24

Certificate No. : ST020/24

Received date : Thursday, May 23, 2024

Page : 2 of 2

Calibration date : Thursday, May 23, 2024

Condition of this calibration result

1 Reference standard instrument : Voltage calibrator Yokogawa 7651 S/N. 91H441999 Certificate No. 23E3894

Due date 12 June 2024 TECHNOLOGY PROMOTION ASSOCIATION (THAILAND-JAPAN)

2 This certificate was certified only for the instrument we calibrated

3 This result of calibration was found accurate as shown on date and place of calibration only

Result of Calibration

Function : pH meter

Performing standard curve by Voltage Calibrator at pH (4,7,10)

Unit Under Calibration	Applied Voltage (mV)	Nominal Value (pH)	UUC Reading (mV)	Correction (mV)	Uncertainty (\pm mV)	k Factor
pH Meter	177.48	4	177.4	0.1	0.060	2.00
Model STAR A214	0.0	7	0.0	0.0	0.064	2.00
S/N. X36836	-177.48	10	-177.4	-0.1	0.078	2.00

This reported uncertainty of measurment was based on a standard uncertainty multiplied by a coverage factor k , providing a level of confidence of approximately 95%

-oooo- End of Certificate of Calibration -oooo-



TECHNOLOGY PROMOTION ASSOCIATION (THAILAND-JAPAN)
CORPORATE SERVICES 3: EQUIPMENT CALIBRATION AND TESTING SERVICES
534/4 PATTANAKARN ROAD SOI 18, SUANLUANG, SUANLUANG BANGKOK 10250
TEL.0-2717-3000-29 FAX.0-2719-9484



Certificate of Calibration

Cert.No.: 24MM293

Page.: 1 of 3

Equipment : Electronic Balance

Manufacturer : Mettler Toledo

Model : XSR204

Serial No. : C117635043

ID No. : UAE.WAS.012/2564

Submitted by : United Analyst and Engineering Consultant Co.,Ltd.
3 Soi Udomsuk 41, Sukhumvit Road,
Bangchak, Phrakhanong,
Bangkok 10260


Location : Balance Room (108)


Received order : 11 May 2024

Calibration Date : 11 May 2024

Ambient Temperature : 15 °C to 40 °C

Relative Humidity : 30 % to 90 %

Calibrated by : 

Approved by : 

() P

() S

(✓) H

Approved Signatory

Issue Date : 15 May 2024

The Uncertainties are for a confidence probability of approximately 95%

This certificate may not be reproduced other than in full, except with the prior written
Approval of the head of Corporate Services 3 : Equipment Calibration and Testing Services.

เอกสารไม่ควบคุม



Equipment : Electronic Balance
Condition As-Received : Used Item
Reference : 2405-0166OC-2

Cert.No.: 24MM293

Page: 2 of 3

Procedure used :-

Calibration were conducted using in-house calibration procedure CP-OB01 based on UKAS LAB 14 according to direct measurement method against standard weight.

Condition of this result of calibration

1. Reference standard instruments:-

<u>Instruments</u>	<u>Model</u>	<u>Serial No.</u>	<u>ID No.</u>	<u>Test report No.</u>	<u>Due date</u>
1) Standard Weight Set (E2)	15884	24053	70RC007	MM-0013-24	25 Jan 2026

2. This certificate is valid only to the item calibrated on date and place of calibration.
3. This result of calibration was made on requested at the point specified by customer.
4. This certificate is not certified for any commercial transaction.
5. This certification is traceable to the International System of Unit.

Result of calibration () Without Adjustment (*) After Adjustment by Internal Calibration

Range capacity : 0 g to 220 g **Resolution** 0.0001 g

Before Adjustment :

<u>Applied Weight</u>	<u>Balance Reading</u>	<u>Correction</u>	<u>Measurement Uncertainty</u>	<u>Coverage Factor</u>
(g)	(g)	(g)	(± mg)	(k)
100	100.0000	0.0000	0.27	2.03
200	200.0001	-0.0001	0.31	2

After Adjustment :

1. **Determination of the standard deviation of weighing machine** (n = 10)

<u>Applied Weight</u>	<u>Standard Deviation of Reading (g)</u>
(g)	
100	0.00007
200	0.00007



Equipment : Electronic Balance
 Condition As-Received : Used Item
 Reference : 2405-0166OC-2

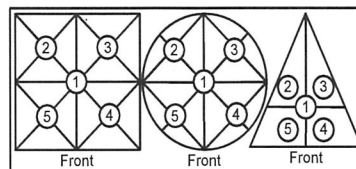
Cert.No.: 24MM293

Page: 3 of 3

Result of calibration

2. Effect of off center loading

A mass of 100 g was placed at various positions on the pan.
 The weighing machine reading error obtained is given in the table



Maximum difference between
 off-center and central loading

Position 1 (g)	Position 2 (g)	Position 3 (g)	Position 4 (g)	Position 5 (g)	(g)
+0.0002	-0.0001	0.0000	+0.0002	0.0000	0.0003

3. Departure from nominal value

Applied Weight (g)	Balance Reading (g)	Correction (g)	Measurement Uncertainty (± mg)	Coverage Factor (k)
Unload	0.0000	0.0000	0.15	2.13
1	1.0000	0.0000	0.15	2.13
5	5.0000	0.0000	0.15	2.13
10	10.0000	0.0000	0.15	2.11
20	20.0000	0.0000	0.19	2.03
50	50.0001	-0.0001	0.19	2.06
60	60.0001	-0.0001	0.19	2.04
80	80.0001	-0.0001	0.27	2
100	100.0002	-0.0002	0.27	2.03
120	120.0001	-0.0001	0.29	2
200	200.0001	-0.0001	0.31	2

The reported uncertainty of measurement was based on a standard uncertainty multiplied by a coverage factor k , providing a level of confidence of approximately 95 %.

-o0o-



TECHNOLOGY PROMOTION ASSOCIATION (THAILAND-JAPAN)
CORPORATE SERVICES 3: EQUIPMENT CALIBRATION AND TESTING SERVICES
534/4 PATTANAKARN ROAD SOI 18, SUANLUANG, SUANLUANG BANGKOK 10250
TEL. 0-2717-3000-29 FAX. 0-2719-9484



Cert. No.: 24TM589

Page : 1 of 3

Certificate of Calibration

Equipment : Hot Air Oven

Manufacturer : Memmert

Model : UF 55

Serial No. : B212.0411

ID No. : UAE.WAO.005/2556

Submitted by : United Analyst and Engineering Consultant Co.,Ltd.
3 Soi Udomsuk 41, Sukhumvit Road,
Bangchak, Phrakhanong,
Bangkok 10260

Location : Lab Floor 2

Received Order : 01 April 2024

Calibration Date : 01 - 02 April 2024

Ambient Temperature : (26 ± 10) °C

Relative Humidity : (50 ± 30) %

Calibrated by :



Approved by :

Approved Signatory

()
(✓)
()



Issue Date :

5 April 2024

The Uncertainties are for a confidence probability of approximately 95%

This certificate may not be reproduced other than in full, except with the prior written
Approval of the head of Corporate Services 3 : Equipment Calibration and Testing Services.

เอกสารไม่ควบคุม
A 0065065



Equipment : Hot Air Oven
Condition As-Received : Used Item
Reference : 2404-0004OC-3
Procedure Used :-

Cert. No.: 24TM589
Page : 2 of 3

Calibration were conducted using calibration procedure CP-OT02 based on TLAS G-20 according to direct measurement method with Data Acquisition which connected with Resistance Temperature Detector (RTD) and Thermocouple Type T.

The temperature scale used was based on ITS-90.

Condition of this result of calibration

1. Reference standard instrument:-

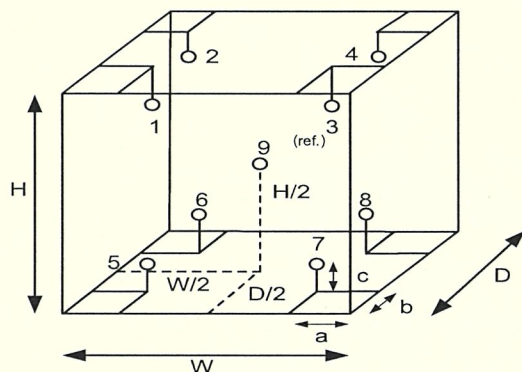
<u>Instrument</u>	<u>Serial No.</u>	<u>Cert. No.</u>	<u>Traceable</u>	<u>Due Date</u>
1) Data Acquisition	MY57013711	23LM115	TPA	11 Jul 2024
2. This certificate is valid only to the item calibrated on date and place of calibration.				
3. This certification is traceable to the International System of Unit.				

Remark : TPA : Technology Promotion Association (Thailand - Japan)

Result of Calibration :- (*) Without Adjustment

Function of UUC* : Temperature Source

Fresh air setting : Close



Environment during calibration		
	Beginning	Finished
Temp. (°C)	27	26
REL.Humid. (%)	47	48
AC Supply (Volt)	221	220

Ref. Std. ID No.: @ Calibration Point		
Position :	(120 to 180) °C	(104) °C
1	21-18TC-01	22-18RTD-2/1
2	21-18TC-02	18RTD-2/2
3	21-18TC-03	18RTD-2/3
4	21-18TC-04	18RTD-2/4
5	21-18TC-05	18RTD-2/5
6	21-18TC-06	18RTD-2/6
7	21-18TC-07	18RTD-2/7
8	21-18TC-08	18RTD-2/8
9 (ref.)	21-18TC-09	18RTD-2/9

Probe Installation Details : **Dimension of Chamber :**

a = 5.0 cm	D = 0.50 m
b = 5.0 cm	W = 0.80 m
c = 5.0 cm	H = 0.75 m
	Capacity = 0.30 m ³



Equipment : Hot Air Oven
Condition As-Received : Used Item
Reference : 2404-0004OC-3
Result of Calibration :- (*) Without Adjustment
Function of UUC* : Temperature Source
Fresh air setting : Close

Cert. No.: 24TM589

Page : 3 of 3

Calibration Point (°C)	UUC* Setting (°C)	UUC* Reading (°C)	Temperature stability (± °C)	Temperature uniformity (°C)	Overall Variation (°C)	Coverage Factor <i>k</i>
104.0	104.0	104.0	0.032	0.47	0.84	2
120.0	120.0	120.0	0.12	0.72	1.3	2
180.0	180.0	180.0	0.13	1.2	1.5	2

Calibration Point (°C)	Measured Temperature (°C)									Uncertainty (±°C)
	Position									
	1	2	3	4	5	6	7	8	9 (ref.)	
104.0	104.464	103.847	104.226	104.232	104.106	103.691	104.275	104.127	104.013	0.42
120.0	120.486	120.089	120.635	120.596	119.531	119.644	120.364	120.144	120.158	1.1
180.0	180.574	179.769	180.285	180.870	179.594	179.790	180.287	179.961	179.802	1.1

Average* : The average of 30 values in each position.

Temperature stability : One-half of the greatest maximum difference of measured temperature at any one sensor.

Temperature uniformity : The maximum difference of measured temperatures at any sensors and the measured temperature at the reference location which are observed at the same time or at as close an observation time as possible to determine the temperature pattern or homogeneity within the chamber under steady-state conditions.

Overall Variation : The Difference of the maximum and minimum measured temperatures throughout observation.

UUC* : Unit Under Calibration

Note : The reported uncertainty of measurement was included stability and excluded uniformity .

The reported uncertainty of measurement was based on a standard uncertainty multiplied by a coverage factor *k*, providing a level of confidence of approximately 95 %.

-o0o-

Calibration Certificate

Certificate No.: 2402283-002-01
Client name: UNITED ANALYST AND ENGINEERING CONSULTANT CO., LTD.
Address: 3 SOI UDOMSUK 41, SUKHUMVIT ROAD,
Bangchack, Prakhnong, Bangkok 10260

Page 1 of 4

Equipment: Electronic Balance
Manufacturer: METTLER TOLEDO
Model: XSR205DU
Serial No.: C210685394
ID No.: UAE.WAO.010/2565
Order No.: 2402283
Operation No.: 2402283-002
Date of Receipt: 2 April 2024
Date of Calibration: 2 April 2024

Calibrated by [REDACTED] **Approved by** [REDACTED]

Scientist

Manager, Division of Calibration Laboratory

Date of Issue: 9 April 2024

Responsible for the Technical Management Team

The uncertainties are for a confidence probability of approximately 95%

This Certificate is issued in accordance with the conditions of accreditation granted by the Thai Laboratory Accreditation Scheme which has assessed the measurement capability of the laboratory and its traceability to recognized national standards and to the units of measurement realized at the corresponding national standards laboratory. This certificate may not be reproduced other than in full except with the prior written approval of the National Food Institute.

F-CS-009 Revision: 01 Date: 20-04-65

Calibration Report

Certificate No.: 2402283-002-01

Equipment:

Electronic Balance

Manufacturer: METTLER TOLEDO

Model: XSR205DU

Resolution: 0.00001 g / 0.0001 g

Serial No.: C210685394

ID No.: UAE.WAO.010/2565

Capacity: 220 g

Date of Calibration: 2 April 2024

Page 2 of 4

Environment Condition: Ambient Temperature: 24.5 ± 0.5 °C Relative Humidity: 47.5 ± 2.5 %

Place of Calibration: Laboratory, UNITED ANALYST AND ENGINEERING CONSULTANT CO., LTD.

Condition of Equipment: Good Condition

Condition of This Results of Calibration:

1. Calibration Method: NFI Method W-MA-001 In-House Method based on UKAS Lab 14 : 2019

2. Reference Standards:

Reference Standard	Model	Serial No.	Calibrated By	Certificate No.	Due Date
Standard Weight Class E2	1mg to 200g	B505567572	TCS	M2304053S	8 April 2024
Instrument	Model	Serial No.	Calibrated By	Certificate No.	Due Date
Thermo-Hygro Meter	608-H1	NFI.BTH 016/23	Quality Reborn	QR24-0343	9 February 2025

3. This certification is traceable to SI UNIT

4. This certificate was certified only for the instrument we calibrated.

5. This result of calibration was found accurate as shown on date and place of calibration only.

Calibration Results:

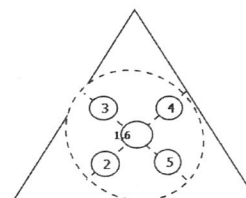
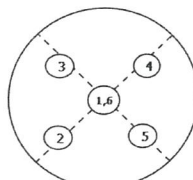
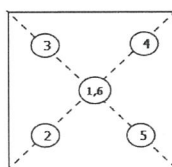
1. Repeatability of Reading:

Nominal Value (g)	Standard Deviation of Reading (g)
40	0.0000042
80	0.0000052
100	0.000048
200	0.000048

2. Off-Center Error:

A mass of 100 g was placed and moved to various position on pan.

The balance reading obtained is given in the table.



1 (g)	2 (g)	3 (g)	4 (g)	5 (g)	6 (g)	(Maximum Difference) (g)
100.0000	100.0001	99.9999	99.9999	100.0001	100.0000	0.0001



Calibration Report

Certificate No.: 2402283-002-01

Equipment:

Electronic Balance

Manufacturer: METTLER TOLEDO

Model: XSR205DU

Resolution: 0.00001 g / 0.0001 g

Serial No.: C210685394

ID No.: UAE.WAO.010/2565

Capacity: 220 g

Date of Calibration: 2 April 2024

Page 3 of 4

Calibration Results: (Continued)

Calibration Range: 0 - 80 g

Calibration Adjustment: Internal Calibration

3. Departure from Nominal Value: (Range: 0 - 80 g ; Resolution: 0.00001 g)

Nominal Value (g)	Standard Value (g)	Average Reading (g)	Correction (g)	Uncertainty (± g)	Coverage Factor k
Unload	0.000000	0.00000	0.00000	0.0000086	2.00
0.001	0.001003	0.00101	-0.00001	0.0000089	2.00
0.005	0.005003	0.00500	0.00000	0.0000092	2.00
0.01	0.010003	0.01000	0.00000	0.0000089	2.00
0.05	0.049996	0.05000	0.00000	0.0000096	2.00
0.1	0.100011	0.10000	0.00001	0.000011	2.00
0.5	0.500016	0.50001	0.00001	0.000014	2.00
1	1.000003	1.00002	-0.00002	0.000016	2.00
2	2.000023	2.00001	0.00001	0.000017	2.00
5	5.000017	5.00002	0.00000	0.000020	2.00
10	10.000009	10.00000	0.00001	0.000026	2.00
20	20.000031	20.00000	0.00003	0.000037	2.00
30	30.000040	30.00001	0.00003	0.000050	2.00
50	50.000028	50.00002	0.00001	0.000068	2.00
80	80.000068	80.00002	0.00005	0.00011	2.00



Calibration Report

Certificate No.: 2402283-002-01

Equipment:

Electronic Balance

Manufacturer: METTLER TOLEDO

Model: XSR205DU

Resolution: 0.00001 g / 0.0001 g

Serial No.: C210685394

ID No.: UAE.WAO.010/2565

Capacity: 220 g

Date of Calibration: 2 April 2024

Page 4 of 4

Calibration Results: (Continued)

Calibration Range: 81 - 200 g

Calibration Adjustment: Internal Calibration

3. Departure from Nominal Value: (Range: 81 - 200 g ; Resolution: 0.0001 g)

Nominal Value (g)	Standard Value (g)	Average Reading (g)	Correction (g)	Uncertainty (± g)	Coverage Factor <i>k</i>
90	90.00010	90.0001	0.0000	0.00015	2.00
100	100.00006	100.0001	0.0000	0.00015	2.00
110	110.00007	110.0001	0.0000	0.00016	2.00
120	120.00009	120.0000	0.0001	0.00017	2.00
130	130.00010	130.0000	0.0001	0.00019	2.00
140	140.00014	140.0000	0.0001	0.00020	2.00
150	150.00009	150.0001	0.0000	0.00020	2.00
160	160.00010	160.0001	0.0000	0.00022	2.00
170	170.00012	170.0001	0.0000	0.00023	2.00
200	200.00016	200.0002	0.0000	0.00028	2.00

The reported uncertainty of measurement was based on a standard uncertainty multiplied by a coverage factor *k* , providing a level of confidence of approximately 95 %.

----- End -----

F-CS-012 Revision: 01 Date: 20-04-65





TECHNOLOGY PROMOTION ASSOCIATION (THAILAND-JAPAN)
CORPORATE SERVICES 3: EQUIPMENT CALIBRATION AND TESTING SERVICES
534/4 PATTANAKARN ROAD SOI 18, SUANLUANG, SUANLUANG BANGKOK 10250
TEL. 0-2717-3000-29 FAX. 0-2719-9484



Cert. No.: 24TM303

Page : 1 of 3

Certificate of Calibration

Equipment : BOD Incubator

Manufacturer : Arco

Model : UC4-1320

Serial No. : 13URC4S013201

ID No. : UAE.WAO.015/2561

Submitted by : United Analyst and Engineering Consultant Co.,Ltd.
3 Soi Udomsuk 41, Sukhumvit Road,
Bangchak, Phrakhanong,
Bangkok 10260

Location : Lab Floor 2


Received Order : 10 February 2024

Calibration Date : 10 February 2024

Ambient Temperature : (26 ± 10) °C

Relative Humidity : (50 ± 30) %

Calibrated by :



Approved by :

Approved Signatory

()
()
()



Issue Date :

19 February 2024

The Uncertainties are for a confidence probability of approximately 95%

This certificate may not be reproduced other than in full, except with the prior written
Approval of the head of Corporate Services 3 : Equipment Calibration and Testing Services.

เอกสารไม่ควบคุม



Equipment : BOD Incubator
Condition As-Received : Used Item
Reference : 2402-0234OC-1
Result of Calibration :- (*) Without Adjustment
Function of UUC* : Temperature Source
Fresh air setting : Not Available

Cert. No.: 24TM303

Page : 3 of 3

Calibration Point (°C)	UUC* Setting (°C)	UUC* Reading (°C)	Temperature stability (± °C)	Temperature uniformity (°C)	Overall Variation (°C)	Coverage Factor <i>k</i>
20.0	20.1	19.9	0.37	0.72	1.4	2

Calibration Point (°C)	Measured Temperature (°C)									Uncertainty (± °C)
	Position									
	1	2	3	4	5	6	7	8	9 (ref.)	
20.0	19.873	19.803	20.322	19.690	19.615	19.585	19.612	19.558	19.645	0.58

Average* : The average of 30 values in each position.

Temperature stability : One-half of the greatest maximum difference of measured temperature at any one sensor.

Temperature uniformity : The maximum difference of measured temperatures at any sensors and the measured temperature at the reference location which are observed at the same time or at as close an observation time as possible to determine the temperature pattern or homogeneity within the chamber under steady-state conditions.

Overall Variation : The Difference of the maximum and minimum measured temperatures throughout observation.

UUC* : Unit Under Calibration

Note : The reported uncertainty of measurement was included stability and excluded uniformity .

The reported uncertainty of measurement was based on a standard uncertainty multiplied by a coverage factor *k*, providing a level of confidence of approximately 95 %.

-o0o-

เอกสารไม่ควบคุม



Equipment : BOD Incubator
Condition As-Received : Used Item
Reference : 2402-0234OC-1

Cert. No.: 24TM303

Page : 2 of 3

Procedure Used :-

Calibration were conducted using calibration procedure CP-OT02 based on TLAS G-20 according to direct measurement method with Data Acquisition which connected with Resistance Temperature Detector (RTD).

The temperature scale used was based on ITS-90.

Condition of this result of calibration

1. Reference standard instrument:-

<u>Instrument</u>	<u>Serial No.</u>	<u>Cert. No.</u>	<u>Traceable</u>	<u>Due Date</u>
1) Data Acquisition	MY59003411	23LM208	TPA	27 Dec 2024

2. This certificate is valid only to the item calibrated on date and place of calibration.

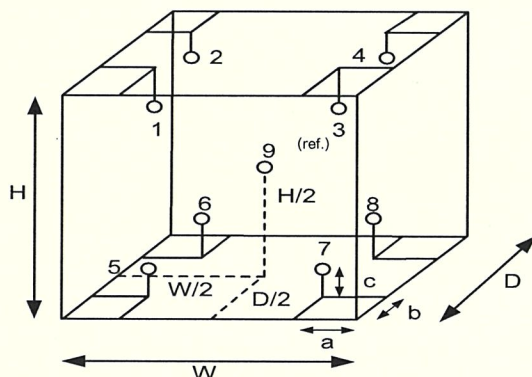
3. This certification is traceable to the International System of Unit.

Remark : TPA : Technology Promotion Association (Thailand - Japan)

Result of Calibration :- (*) Without Adjustment

Function of UUC* : Temperature Source

Fresh air setting : Not Available



Environment during calibration		
	Beginning	Finished
Temp. (°C)	28	31
REL.Humid. (%)	70	65
AC Supply (Volt)	233	234

Position :	Ref. Std. ID No.:
1	20RTD-2/1
2	20RTD-2/2
3	20RTD-2/3
4	20RTD-2/4
5	20RTD-2/5
6	20RTD-2/6
7	20RTD-2/7
8	20RTD-2/8
9 (ref.)	20RTD-2/9

Probe Installation Details :

a = 10 cm
b = 10 cm
c = 10 cm

Dimension of Chamber :

D = 0.62 m
W = 1.2 m
H = 1.2 m
Capacity = 0.89 m³

เอกสารไม่ควบคุม



TECHNOLOGY PROMOTION ASSOCIATION (THAILAND-JAPAN)
CORPORATE SERVICES 3: EQUIPMENT CALIBRATION AND TESTING SERVICES
534/4 PATTANAKARN ROAD SOI 18, SUANLUANG, SUANLUANG BANGKOK 10250
TEL. 0-2717-3000-29 FAX. 0-2719-9484



Cert. No.: 24TM588
Page : 1 of 3

Certificate of Calibration

Equipment : BOD Incubator
Manufacturer : ARCO
Model : UR-1320
Serial No. : -
ID No. : UAE.WAO.006/2553
Submitted by : United Analyst and Engineering Consultant Co.,Ltd.
3 Soi Udomsuk 41, Sukhumvit Road,
Bangchak, Phrakhanong,
Bangkok 10260
Location : Lab Floor 2
Received Order : 01 April 2024
Calibration Date : 01 April 2024
Ambient Temperature : (26 ± 10) °C
Relative Humidity : (50 ± 30) %

Calibrated by :

Approved by :

Approved Signatory

()
(✓)
()

Issue Date :

5 April 2024

The Uncertainties are for a confidence probability of approximately 95%

This certificate may not be reproduced other than in full, except with the prior written
Approval of the head of Corporate Services 3 : Equipment Calibration and Testing Services.

เอกสารไม่ควบคุม

A 0065064



Equipment : BOD Incubator
Condition As-Received : Used Item
Reference : 2404-0004OC-2

Cert. No.: 24TM588

Page : 2 of 3

Procedure Used :-

Calibration were conducted using calibration procedure CP-OT02 based on TLAS G-20 according to direct measurement method with Data Acquisition which connected with Resistance Temperature Detector (RTD).

The temperature scale used was based on ITS-90.

Condition of this result of calibration

1. Reference standard instrument:-

<u>Instrument</u>	<u>Serial No.</u>	<u>Cert. No.</u>	<u>Traceable</u>	<u>Due Date</u>
1) Data Acquisition	MY57013711	23LM115	TPA	11 Jul 2024

2. This certificate is valid only to the item calibrated on date and place of calibration.

3. This certification is traceable to the International System of Unit.

Remark : TPA : Technology Promotion Association (Thailand - Japan)

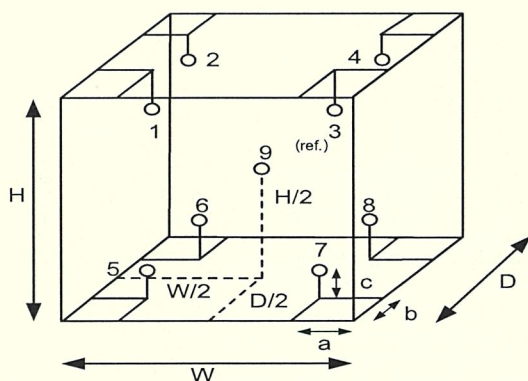
Result of Calibration :- (*) Without Adjustment

Function of UUC* : Temperature Source

Fresh air setting : Not Available

Environment during calibration

	Beginning	Finished
Temp. (°C)	28	27
REL.Humid. (%)	45	47
AC Supply (Volt)	220	221



Position :	Ref. Std. ID No.:
1	22-18RTD-2/1
2	18RTD-2/2
3	18RTD-2/3
4	18RTD-2/4
5	18RTD-2/5
6	18RTD-2/6
7	18RTD-2/7
8	18RTD-2/8
9 (ref.)	18RTD-2/9

Probe Installation Details :

a = 10 cm
b = 10 cm
c = 10 cm

Dimension of Chamber :

D = 0.62 m
W = 1.2 m
H = 1.2 m
Capacity = 0.89 m³

เอกสารไม่ควบคุม

a 1209741



Equipment : BOD Incubator
Condition As-Received : Used Item
Reference : 2404-0004OC-2
Result of Calibration :- (*) Without Adjustment
Function of UUC* : Temperature Source
Fresh air setting : Not Available

Cert. No.: 24TM588

Page : 3 of 3

Calibration Point (°C)	UUC* Setting (°C)	UUC* Reading (°C)	Temperature stability (± °C)	Temperature uniformity (°C)	Overall Variation (°C)	Coverage Factor <i>k</i>
20.0	20.0	19.9	0.47	0.69	1.4	2

Calibration Point (°C)	Measured Temperature (°C)									Uncertainty (± °C)
	Position									
	1	2	3	4	5	6	7	8	9 (ref.)	
20.0	20.289	19.835	20.129	19.985	20.190	20.180	20.300	20.457	20.248	0.67

Average* : The average of 30 values in each position.

Temperature stability : One-half of the greatest maximum difference of measured temperature at any one sensor.

Temperature uniformity : The maximum difference of measured temperatures at any sensors and the measured temperature at the reference location which are observed at the same time or at as close an observation time as possible to determine the temperature pattern or homogeneity within the chamber under steady-state conditions.

Overall Variation : The Difference of the maximum and minimum measured temperatures throughout observation.

UUC* : Unit Under Calibration

Note : The reported uncertainty of measurement was included stability and excluded uniformity .

The reported uncertainty of measurement was based on a standard uncertainty multiplied by a coverage factor *k*, providing a level of confidence of approximately 95 %.

-o0o-

เอกสารไม่ควบคุม

a 1209740

กำหนดจุดห้ามใช้งาน

References Certificate Number. : 234TM588

Equipment : BOD Incubator

Model : UR-1320

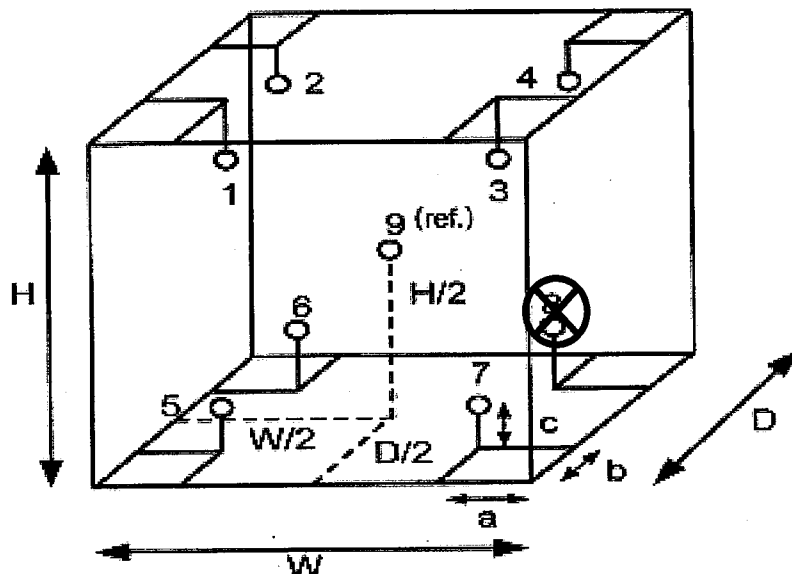
Serial No. : -

ID No. : UAE.WAO.006/2553

Manufacturer : ARCO

Calibration Point : 20.0 °C

Unit Under Calibration Setting : 20.0 °C



รูปภาพเครื่องมือ แสดงจุดที่ได้รับการสอบเทียบ และสัญลักษณ์ ⊗ แสดงจุดห้ามใช้งาน

กำหนดจุดห้ามใช้งานตำแหน่งที่....8.....

FOSS

Customer Service Report

Date: 8 Feb 2024

Customer: UAE

Instrument: DT2520

09:30

Report No:

9809

Address: SAN BLOK

Serial: 91794469

96200

2 hrs

18,000

2h4

Job Type							
Application		Special		Standard			
Normal	x	Courtesy Visit	x	Installation	x	Training	x
Distributor	x	PMA Onboarding	x	Quote	x	In House	x
Internal	x	Warranty	x	Repair	x	PM	✗
Digital Service	x	Sales Support	x	Remote	x	Other	x

PO/Quote Number:

if applicable

PMA Type

FOSScare if applicable

Contract No.

if applicable

Details of Work / Test		Condition / Status
# PM DT2520		
- Rhosilatron sensor		ok done
- rhosov connection		
- rhosov cable kit, temp cut off		
- rhosov meter setup		
- 30°C - 100°C = 10 min		
- 50°C - 420°C = 37 min		
- Instrument 419 °C Meter = 419 °C		
Instrument Ready for Use	OK	If not OK - Comment

Part No:	Batch	Description	Qty
60079652	23.09.2023	Cable kit digester	1
10013654	03.01.2023	Temperature control	1

I confirm this report is accurate and complete

Signed FOSS

Signed Customer

Name

Name

Would you be willing to participate in a brief survey in order to tell us how we performed?

Email

เอกสารไม่ควบคุม

FOSS

Customer Service Report

FOSS South East Asia
3388 Sirinrat Building, 25th – 26th Floor, Unit No. 3388/90,
Rama IV Road, Klongton , Klongtoey, Bangkok, Thailand 10110

Report No:

9810

Date:

9 Feb 2024

Customer:

UAE

Address:

BANGKOK

Instrument:

KJ200

Serial:

91790524

Hours

Travel To Customer

Start

08:00

1hr

Finish

09:30

Labour

09:30

12:00

2.5hrs

Travel From Customer

14:30

16:30

2hrs

Job Type

Application		Special		Standard			
Normal	x	Courtesy Visit	x	Installation	x	Training	x
Distributor	x	PMA Onboarding	x	Quote	x	In House	x
Internal	x	Warranty	x	Repair	x	PM	x
Digital Service	x	Sales Support	x	Remote	x	Other	x

PO/Quote Number:

if applicable

PMA Type

FOSScare

if applicable

Contract No.

if applicable

Details of Work / Test

Condition / Status

# PM KJ200	
- ตรวจเช็คแบตเตอรี่ PM	
- ตรวจเช็คเวลา 3 min 100 ml	
- Alkaline 30 ml - 30 ml	
- ตรวจเช็ค PM kit	
- ตรวจสอบหน้าจอ	
# ตรวจเช็ค SOLAR Head - ตรวจเช็คหน้าจอ	
10000725 SOLAR head complete 1 PC	
Instrument Ready for Use	OK
Not OK	If not OK - Comment

Part No:	Batch	Description	Qty
10009965	14.12.2020	FOSS PM kit KJ200 เคสชุด Analysw 2100	1

I confirm this report is accurate and complete

Signed FOSS

Signed Customer

Name

Name

Would you be willing to participate in a brief survey in order to tell us how we performed?

Email

เอกสารไม่ควบคุม


CERTIFICATE OF CALIBRATION

Certificate No. : SP24-018

Page 1 of 5

Customer : United Analyst and Engineering Consultant Co.,Ltd. (Head Office)**Address :** 3 Soi Udomsuk 41, Sukhumvit Road, Bangchak, Phrakhanong, Bangkok 10260**Location of calibration :** Laboratory 315**Equipment :** UV-Vis Spectrophotometer**Manufacturer :** Agilent Technologies**Model :** Cary 60**Serial No. :** MY15410009**ID No. :** UAE.WAT.020/2558**Received Date :** 7 May 2024**Calibration Date :** 7 May 2024**Issue Date :** 9 May 2024**Condition Instrument :** Good**Calibrated by :**

Technical Manager

Approved by :

Quality Manager

The calibration result is applied only to the above calibrated item and was found accurate as shown on date and place of calibration only.

The measurement capability of the laboratory and its traceability to recognized national standards and to the unit of measurement realized at the corresponding national standards laboratory. This certificate may not be reproduced other than in full except with the prior written approval of the DQE Services Co., Ltd.

REPORT OF CALIBRATION

Certificate No. : SP24-018

Page 2 of 5

Environment Condition : Ambient Temperature 25 ± 5 °CRelative humidity 55 ± 20 %RH**Calibration method :** In-house method CP-01 Based on ASTM E275-08**Certified Reference Materials :**

Material	Serial No.	Certificate No.	Due date
Absorbance Standard set	25760	115663	25 October 2025
Absorbance Standard set	25757	115638	25 October 2025
Wavelength Standard set	25806	115657	25 October 2025
Wavelength Standard set	25758	115665	25 October 2025

Traceability : This certification is traceable to the International System of Unit maintained at National -

Institute of Standards and Technology (NIST) through Starna Scientific Limited

Spectral Band Width of UUC : 1.5 nm.**Scan Speed of UUC :** 60 nm/min**Scan Interval of UUC :** 0.15 nm.**Resolution of UUC :** Photometric 0.0001 Abs.

Wavelength 0.1 nm.

REPORT OF CALIBRATION

Certificate No. : SP24-018

Page 3 of 5

Calibration Results : Without adjustment

Photometric Accuracy :

Wavelength (nm.)	CRMs Values (Abs)	UUC Reading (Abs)	Correction (Abs)	Uncertainty (Abs)	Coverage factor <i>k</i>
420	0.0000	0.0000	0.0000	0.0028	2.00
	0.5780	0.5747	0.0033	0.0031	2.00
	1.0484	1.0438	0.0046	0.0029	2.00
	2.1876	2.1832	0.0044	0.0080	2.00
440	0.0000	0.0000	0.0000	0.0028	2.00
	0.5595	0.5581	0.0014	0.0034	2.00
	1.0239	1.0231	0.0008	0.0035	2.00
	2.1230	2.1219	0.0011	0.0080	2.00
465	0.0000	0.0000	0.0000	0.0028	2.00
	0.5230	0.5184	0.0046	0.0030	2.00
	0.9633	0.9614	0.0019	0.0029	2.00
	1.9753	1.9731	0.0022	0.0070	2.00
546.1	0.0000	0.0000	0.0000	0.0028	2.00
	0.5181	0.5150	0.0031	0.0031	2.00
	1.0002	0.9964	0.0038	0.0033	2.00
	1.9973	1.9914	0.0059	0.0088	2.00
590	0.0000	0.0000	0.0000	0.0028	2.00
	0.5517	0.5485	0.0032	0.0030	2.00
	1.0803	1.0772	0.0031	0.0030	2.00
	2.0373	2.0293	0.0080	0.0080	2.00
635	0.0000	0.0000	0.0000	0.0028	2.00
	0.5591	0.5565	0.0026	0.0031	2.00
	1.0518	1.0482	0.0036	0.0030	2.00
	1.9274	1.9202	0.0072	0.0079	2.00

REPORT OF CALIBRATION

Certificate No. : SP24-018

Page 4 of 5

Photometric Accuracy :

Wavelength (nm.)	CRMs Values (Abs)	UUC Reading (Abs)	Correction (Abs)	Uncertainty (Abs)	Coverage factor <i>k</i>
235	0.0000	0.0000	0.0000	0.0050	2.00
	0.7469	0.7435	0.0034	0.0057	2.00
257	0.0000	0.0000	0.0000	0.0050	2.00
	0.8674	0.8639	0.0035	0.0060	2.00
313	0.0000	0.0000	0.0000	0.0050	2.00
	0.2919	0.2907	0.0012	0.0051	2.00
350	0.0000	0.0000	0.0000	0.0050	2.00
	0.6430	0.6402	0.0028	0.0055	2.00

REPORT OF CALIBRATION

Certificate No. : SP24-018

Page 5 of 5

Wavelength Accuracy :

CRMs Values (nm.)	UUC Reading (nm.)	Correction (nm.)	Uncertainty (nm.)	Coverage factor <i>k</i>
241.72	242.0	-0.28	0.18	2.00
279.45	279.5	-0.05	0.18	2.00
287.81	287.9	-0.09	0.18	2.00
334.06	333.9	0.16	0.18	2.00
360.93	360.5	0.43	0.18	2.00
418.59	418.1	0.49	0.18	2.00
445.94	445.6	0.34	0.18	2.00
453.66	453.3	0.36	0.18	2.00
460.02	459.8	0.22	0.18	2.00
536.59	536.0	0.59	0.18	2.00
637.98	638.7	-0.72	0.18	2.00
431.38	430.8	0.58	0.18	2.00
472.50	472.4	0.10	0.18	2.00
513.47	513.7	-0.23	0.18	2.00
528.88	529.1	-0.22	0.18	2.00
573.17	573.5	-0.33	0.18	2.00
585.35	585.2	0.15	0.20	2.00
684.40	685.1	-0.70	0.18	2.00
740.72	741.4	-0.68	0.20	2.00
748.55	749.1	-0.55	0.18	2.00
807.03	807.3	-0.27	0.18	2.00
879.28	879.3	-0.02	0.18	2.00

Remark : - UUC = Unit Under Calibration

- N/A = Not Available

- The result expanded uncertainty of measurement U is stated as the standard uncertainty of measurement multiplied by the coverage factor k ,

which for a normal distribution corresponds to a coverage probability of approximately 95%


- * Indicates non TISI accredited

- End of Certificate -

CERTIFICATE OF CALIBRATION

Certificate No. : SP24-008

Page 1 of 5

Customer : United Analyst and Engineering Consultant Co.,Ltd. (Head Office)**Address :** 3 Soi Udomsuk 41, Sukhumvit Road, Bangchak, Phrakhanong, Bangkok 10260**Location of calibration :** Laboratory 315**Equipment :** UV-Vis Spectrophotometer**Manufacturer :** Hitachi**Model :** U-1900**Serial No. :** 2021-064**ID No. :** UAE.WAS.006/2552**Received Date :** 16 January 2024**Calibration Date :** 16 January 2024**Issue Date :** 19 January 2024**Condition Instrument :** Good**Calibrated by :**

Technical Manager

Approved by :

Quality Manager

The calibration result is applied only to the above calibrated item and was found accurate as shown on date and place of calibration only.

The measurement capability of the laboratory and its traceability to recognized national standards and to the unit of measurement realized at the corresponding national standards laboratory. This certificate may not be reproduced other than in full except with the prior written approval of the DQE Services Co., Ltd.

REPORT OF CALIBRATION

Certificate No. : SP24-008

Page 2 of 5

Environment Condition : Ambient Temperature 25 ± 5 °CRelative humidity 55 ± 20 %RH

Calibration method : In-house method CP-01 Based on ASTM E275-08

Certified Reference Materials :

Material	Serial No.	Certificate No.	Due date
Absorbance Standard set	25760	115663	25 October 2025
Absorbance Standard set	25757	115638	25 October 2025
Wavelength Standard set	25806	115657	25 October 2025
Wavelength Standard set	25758	115665	25 October 2025

Traceability : This certification is traceable to the International System of Unit maintained at National -

Institute of Standards and Technology (NIST) through Starna Scientific Limited

Spectral Band Width of UUC : 4.0 nm.**Scan Speed of UUC** : 200 nm/min**Scan Interval of UUC** : 0.1 nm.**Resolution of UUC** : Photometric 0.001 Abs.

Wavelength 0.1 nm.

REPORT OF CALIBRATION

Certificate No. : SP24-008

Page 3 of 5

Calibration Results : Without adjustment

Photometric Accuracy :

Wavelength (nm.)	CRMs Values (Abs)	UUC Reading (Abs)	Correction (Abs)	Uncertainty (Abs)	Coverage factor <i>k</i>
420	0.0000	0.000	0.0000	0.0028	2.00
	0.5780	0.575	0.0030	0.0031	2.00
	1.0484	1.046	0.0024	0.0029	2.00
	2.1876	2.186	0.0016	0.0080	2.00
440	0.0000	0.000	0.0000	0.0028	2.00
	0.5595	0.558	0.0015	0.0034	2.00
	1.0239	1.024	-0.0001	0.0035	2.00
	2.1230	2.121	0.0020	0.0079	2.00
465	0.0000	0.000	0.0000	0.0028	2.00
	0.5230	0.520	0.0030	0.0030	2.00
	0.9633	0.961	0.0023	0.0029	2.00
	1.9753	1.975	0.0003	0.0070	2.00
546.1	0.0000	0.000	0.0000	0.0028	2.00
	0.5181	0.516	0.0021	0.0031	2.00
	1.0002	0.999	0.0012	0.0033	2.00
	1.9973	1.994	0.0033	0.0084	2.00
590	0.0000	0.000	0.0000	0.0028	2.00
	0.5517	0.550	0.0017	0.0030	2.00
	1.0803	1.080	0.0003	0.0030	2.00
	2.0373	2.032	0.0053	0.0080	2.00
635	0.0000	0.000	0.0000	0.0028	2.00
	0.5591	0.558	0.0011	0.0031	2.00
	1.0518	1.051	0.0008	0.0030	2.00
	1.9274	1.923	0.0044	0.0079	2.00

เอกสารไม่ควบคุม

REPORT OF CALIBRATION

Certificate No. : SP24-008

Page 4 of 5

Photometric Accuracy :

Wavelength (nm.)	CRMs Values (Abs)	UUC Reading (Abs)	Correction (Abs)	Uncertainty (Abs)	Coverage factor <i>k</i>
235	0.0000	0.000	0.0000	0.0050	2.00
	0.7469	0.748	-0.0011	0.0057	2.00
257	0.0000	0.000	0.0000	0.0050	2.00
	0.8674	0.865	0.0024	0.0059	2.00
313	0.0000	0.000	0.0000	0.0050	2.00
	0.2919	0.293	-0.0011	0.0051	2.00
350	0.0000	0.000	0.0000	0.0050	2.00
	0.6430	0.641	0.0020	0.0055	2.00

REPORT OF CALIBRATION

Certificate No. : SP24-008

Page 5 of 5

Wavelength Accuracy :

CRMs Values (nm.)	UUC Reading (nm.)	Correction (nm.)	Uncertainty (nm.)	Coverage factor <i>k</i>
241.54	241.1	0.44	0.18	2.00
279.40	278.9	0.50	0.18	2.00
288.70	288.0	0.70	0.18	2.00
334.22	333.8	0.42	0.18	2.00
361.26	360.8	0.46	0.18	2.00
418.48	418.2	0.28	0.18	2.00
446.70	446.0	0.70	0.18	2.00
453.20	453.1	0.10	0.18	2.00
460.06	459.6	0.46	0.18	2.00
536.90	536.4	0.50	0.18	2.00
637.94	637.6	0.34	0.18	2.00
440.74	440.1	0.64	0.18	2.00
472.22	472.0	0.22	0.18	2.00
513.70	513.5	0.20	0.18	2.00
528.72	528.2	0.52	0.18	2.00
574.60	574.3	0.30	0.18	2.00
585.48	585.0	0.48	0.20	2.00
684.63	684.2	0.43	0.18	2.00
740.27	740.0	0.27	0.20	2.00
748.28	747.8	0.48	0.18	2.00
807.16	806.8	0.36	0.18	2.00
879.70	879.2	0.50	0.18	2.00

Remark : - UUC = Unit Under Calibration

- N/A = Not Available

- The result expanded uncertainty of measurement U is stated as the standard uncertainty of measurement multiplied by the coverage factor k ,

which for a normal distribution corresponds to a coverage probability of approximately 95%

- * Indicates non TISI accredited

- End of Certificate -

เอกสารไม่ควบคุม



TECHNOLOGY PROMOTION ASSOCIATION (THAILAND-JAPAN)
CORPORATE SERVICES 3: EQUIPMENT CALIBRATION AND TESTING SERVICES
534/4 PATTANAKARN ROAD SOI 18, SUANLUANG, SUANLUANG BANGKOK 10250
TEL.0-2717-3000-29 FAX.0-2719-9484




Certificate of Calibration

Cert. No.: 24TM650

Page : 1 of 3

Equipment : Incubator
Manufacturer : Memmert
Model : IPP 260
Serial No. : V616.0066
ID No. : UAE.MIC.032/2559
Submitted by : United Analyst and Engineering Consultant Co.,Ltd.
3 Soi Udomsuk 41, Sukhumvit Road,
Bangchak, Phrakhanong,
Bangkok 10260
Location : Microbiology Laboratory (302)
Received Order : 01 April 2024
Calibration Date : 02 - 03 April 2024
Ambient Temperature : (26 ± 10) °C
Relative Humidity : (50 ± 30) %

Calibrated by :



Approved by :

Approved Signatory

()
(✓)
()

Issue Date :

7 April 2024

The Uncertainties are for a confidence probability of approximately 95%

This certificate may not be reproduced other than in full, except with the prior written
Approval of the head of Corporate Services 3 : Equipment Calibration and Testing Services.

เอกสารไม่ควบคุม



Equipment : Incubator
Condition As-Received : Used Item
Reference : 2404-0003OC-2

Cert. No.: 24TM650

Page : 2 of 3

Procedure Used :-

Calibration were conducted using calibration procedure CP-OT02 based on TLAS G-20 according to direct measurement method with Data Acquisition which connected with Resistance Temperature Detector (RTD).

The temperature scale used was based on ITS-90.

Condition of this result of calibration

1. Reference standard instrument:-

<u>Instrument</u>	<u>Serial No.</u>	<u>Cert. No.</u>	<u>Traceable</u>	<u>Due Date</u>
1) Data Acquisition	MY49023932	23LM122	TPA	26 Jul 2024

2. This certificate is valid only to the item calibrated on date and place of calibration.

3. This certification is traceable to the International System of Unit.

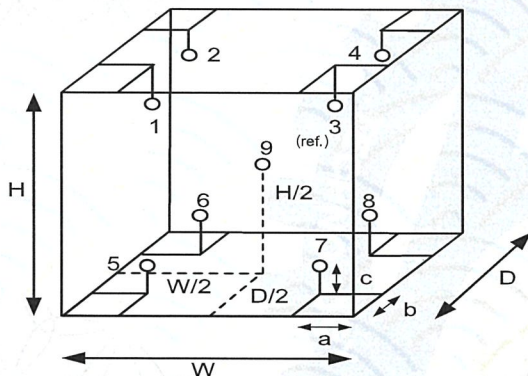
Remark : TPA : Technology Promotion Association (Thailand - Japan)

Result of Calibration :- (*) Without Adjustment

Function of UUC* : Temperature Source

Fresh air setting : Close

Environment during calibration		
	Beginning	Finished
Temp. (°C)	25	25
REL.Humid. (%)	57	54
AC Supply (Volt)	221	222



Position :	Ref. Std. ID No.:
1	19-16RTD-01
2	19-16RTD-02
3	19-16RTD-03
4	19-16RTD-04
5	19-16RTD-05
6	19-16RTD-06
7	21-16RTD-07
8	19-16RTD-08
9 (ref.)	19-16RTD-09

Probe Installation Details :

a = 5.0 cm
b = 5.0 cm
c = 5.0 cm

Dimension of Chamber :

D = 0.50 m
W = 0.64 m
H = 0.80 m
Capacity = 0.26 m³



Equipment : Incubator
Condition As-Received : Used Item
Reference : 2404-0003OC-2
Result of Calibration :- (*) Without Adjustment
Function of UUC* : Temperature Source
Fresh air setting : Close

Cert. No.: 24TM650

Page : 3 of 3

Calibration Point (°C)	UUC* Setting (°C)	UUC* Reading (°C)	Temperature stability (± °C)	Temperature uniformity (°C)	Overall Variation (°C)	Coverage Factor <i>k</i>
25.0	25.0	25.0	0.053	0.78	1.3	2
36.0	36.0	36.0	0.14	0.57	0.93	2

Calibration Point (°C)	Measured Temperature (°C)									Uncertainty (± °C)
	Position									
	1	2	3	4	5	6	7	8	9 (ref.)	
25.0	25.596	25.310	25.439	25.412	24.347	24.332	24.313	24.414	24.875	0.30
36.0	35.843	35.965	35.618	35.701	36.239	36.260	36.343	36.357	36.063	0.31

Average* : The average of 30 values in each position.

Temperature stability : One-half of the greatest maximum difference of measured temperature at any one sensor.

Temperature uniformity : The maximum difference of measured temperatures at any sensors and the measured temperature at the reference location which are observed at the same time or at as close an observation time as possible to determine the temperature pattern or homogeneity within the chamber under steady-state conditions.

Overall Variation : The Difference of the maximum and minimum measured temperatures throughout observation.

UUC* : Unit Under Calibration

Note : The reported uncertainty of measurement was included stability and excluded uniformity .

The reported uncertainty of measurement was based on a standard uncertainty multiplied by a coverage factor *k*, providing a level of confidence of approximately 95 %.

-o0o-



TECHNOLOGY PROMOTION ASSOCIATION (THAILAND-JAPAN)
CORPORATE SERVICES 3: EQUIPMENT CALIBRATION AND TESTING SERVICES
534/4 PATTANAKARN ROAD SOI 18, SUANLUANG, SUANLUANG BANGKOK 10250
TEL.0-2717-3000-29 FAX.0-2719-9484




Certificate of Calibration

Cert. No.: 24TM651

Page : 1 of 3

Equipment : Incubator
Manufacturer : Memmert
Model : IPP 260
Serial No. : V618.0033
ID No. : UAE.MIC.021/2561
Submitted by : United Analyst and Engineering Consultant Co.,Ltd.
3 Soi Udomsuk 41, Sukhumvit Road,
Bangchak, Phrakhanong,
Bangkok 10260
Location : Microbiology Laboratory (302)
Received Order : 01 April 2024
Calibration Date : 02 April 2024
Ambient Temperature : (26 ± 10) °C
Relative Humidity : (50 ± 30) %

Calibrated by :



Approved by :

Approved Signatory

()
(✓)
()

Issue Date :

7 April 2024

The Uncertainties are for a confidence probability of approximately 95%

This certificate may not be reproduced other than in full, except with the prior written
Approval of the head of Corporate Services 3 : Equipment Calibration and Testing Services.

เอกสารไม่ควบคุม



Equipment : Incubator
Condition As-Received : Used Item
Reference : 2404-0003OC-3

Cert. No.: 24TM651

Page : 2 of 3

Procedure Used :-

Calibration were conducted using calibration procedure CP-OT02 based on TLAS G-20 according to direct measurement method with Data Acquisition which connected with Resistance Temperature Detector (RTD).

The temperature scale used was based on ITS-90.

Condition of this result of calibration

1. Reference standard instrument:-

<u>Instrument</u>	<u>Serial No.</u>	<u>Cert. No.</u>	<u>Traceable</u>	<u>Due Date</u>
1) Data Acquisition	MY49023932	23LM122	TPA	26 Jul 2024

2. This certificate is valid only to the item calibrated on date and place of calibration.

3. This certification is traceable to the International System of Unit.

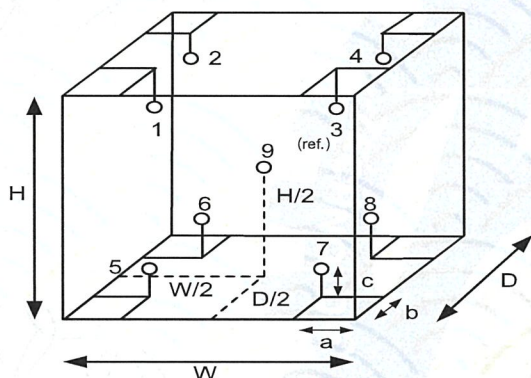
Remark : TPA : Technology Promotion Association (Thailand - Japan)

Result of Calibration :- (*) Without Adjustment

Function of UUC* : Temperature Source

Fresh air setting : Close

Environment during calibration		
	Beginning	Finished
Temp. (°C)	25	25
REL.Humid. (%)	54	57
AC Supply (Volt)	221	224



Position :	Ref. Std. ID No.:
1	20-16RTD-01
2	20-16RTD-02
3	20-16RTD-03
4	23-16RTD-04
5	22-16RTD-05
6	20-16RTD-06
7	20-16RTD-07
8	22-16RTD-08
9 (ref.)	22-16RTD-09

Probe Installation Details :

a = 5.0 cm
b = 5.0 cm
c = 5.0 cm

Dimension of Chamber :

D = 0.50 m
W = 0.64 m
H = 0.80 m
Capacity = 0.26 m³



Equipment : Incubator
Condition As-Received : Used Item
Reference : 2404-0003OC-3
Result of Calibration :- (*) Without Adjustment
Function of UUC* : Temperature Source
Fresh air setting : Close

Cert. No.: 24TM651

Page : 3 of 3

Calibration Point (°C)	UUC* Setting (°C)	UUC* Reading (°C)	Temperature stability (± °C)	Temperature uniformity (°C)	Overall Variation (°C)	Coverage Factor <i>k</i>
22.0	22.0	22.0	0.039	0.22	0.42	2
44.0	44.0	44.0	0.048	0.50	0.90	2

Calibration Point (°C)	Measured Temperature (°C)									Uncertainty (±°C)
	Position									
	1	2	3	4	5	6	7	8	9 (ref.)	
22.0	22.008	22.034	22.039	22.021	21.746	21.698	21.668	21.668	21.846	0.30
44.0	44.267	44.602	44.293	44.402	44.004	43.961	43.756	44.000	44.205	0.30

Average* : The average of 30 values in each position.

Temperature stability : One-half of the greatest maximum difference of measured temperature at any one sensor.

Temperature uniformity : The maximum difference of measured temperatures at any sensors and the measured temperature at the reference location which are observed at the same time or at as close an observation time as possible to determine the temperature pattern or homogeneity within the chamber under steady-state conditions.

Overall Variation : The Difference of the maximum and minimum measured temperatures throughout observation.

UUC* : Unit Under Calibration

Note : The reported uncertainty of measurement was included stability and excluded uniformity .

The reported uncertainty of measurement was based on a standard uncertainty multiplied by a coverage factor *k*, providing a level of confidence of approximately 95 %.

-o0o-



TECHNOLOGY PROMOTION ASSOCIATION (THAILAND-JAPAN)
CORPORATE SERVICES 3: EQUIPMENT CALIBRATION AND TESTING SERVICES
534/4 PATTANAKARN ROAD SOI 18, SUANLUANG, SUANLUANG BANGKOK 10250
TEL.0-2717-3000-29 FAX.0-2719-9484




Certificate of Calibration

Cert. No.: 24TM615

Page : 1 of 3

Equipment : Water Bath
Manufacturer : Memmert
Model : WNE 14
Serial No. : L412.0121
ID No. : UAE.MIC.015/2565
Submitted by : United Analyst and Engineering Consultant Co.,Ltd.
3 Soi Udomsuk 41, Sukhumvit Road,
Bangchak, Phrakhanong,
Bangkok 10260
Location : Microbiology Laboratory (302)
Received Order : 01 April 2024
Calibration Date : 01 April 2024
Ambient Temperature : (26 ± 10) °C
Relative Humidity : (50 ± 30) %

Calibrated by :



Approved by :

Approved Signatory

()
(✓)
()

Issue Date :

25 April 2024

The Uncertainties are for a confidence probability of approximately 95%

This certificate may not be reproduced other than in full, except with the prior written
Approval of the head of Corporate Services 3 : Equipment Calibration and Testing Services.

เอกสารไม่ควบคุม



Equipment : Water Bath
Condition As-Received : Used Item
Reference : 2404-0003OC-9

Cert. No.: 24TM615

Page : 2 of 3

Procedure Used :-

Calibration were conducted using in-house calibration procedure CP-OT04 according to direct measurement method with Data Acquisition which connected with Industrial Platinum Resistance Thermometer (IPRT).

The temperature scale used was based on ITS-90.

Condition of this result of calibration

1. Reference standard instrument:-

<u>Instrument</u>	<u>Serial No.</u>	<u>Cert. No.</u>	<u>Traceable</u>	<u>Due Date</u>
1) Data Acquisition	MY44073381	23LM95	TPA	19 May 2024

2. This certificate is valid only to the item calibrated on date and place of calibration.

3. This certification is traceable to the International System of Unit.

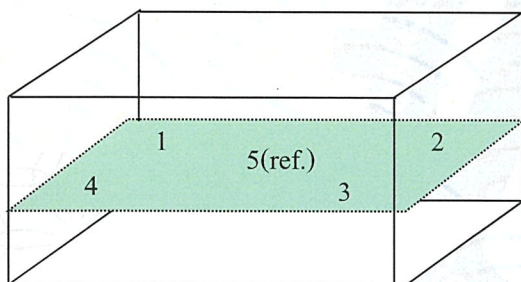
Remark : TPA : Technology Promotion Association (Thailand - Japan)

Result of Calibration :- (*) Without Adjustment

Function of UUC* : Temperature Source

Heat transfer medium used : Water

	<u>Environmental</u>		<u>AC Voltage Supply</u>
	(°C)	(%R.H.)	(Volt)
Beginning of Calibration	27	67	221
Finished of Calibration	27	68	222



Front

<u>Position :</u>	<u>Ref. Std. S/N.:</u>
1	4803988-006
2	4803988-007
3	4804539-014
4	4804539-015
5(ref.)	4804539-016



Equipment : Water Bath
Condition As-Received : Used Item
Reference : 2404-0003OC-9
Result of Calibration :- (*) Without Adjustment
Function of UUC* : Temperature Source

Cert. No.: 24TM615

Page : 3 of 3

Calibration point (°C)	UUC* Setting (°C)	UUC* Reading (°C)	Average* Standard Reading (°C)					Uncertainty (± °C)
			Position					
			1	2	3	4	5 (ref.)	
44.5	44.5	44.5	44.500	44.490	44.524	44.467	44.483	0.15

Calibration point (°C)	Uniformity (°C)	Stability (± °C)	Coverage Factor <i>k</i>
44.5	0.097	0.049	2

Average* : The average of 30 values in each position.

Uniformity : The maximum difference of measured temperatures at any sensors and the measured temperature at the reference location which are observed at the same time or at as close an observation time as possible to determine the temperature pattern or homogeneity within the chamber under steady-state conditions.

Stability : One-half of the greatest maximum difference of measured temperature at any one probe.

UUC* : Unit Under Calibration

Note : The reported uncertainty of measurement was included stability and excluded uniformity.

The reported uncertainty of measurement was based on a standard uncertainty multiplied by a coverage factor *k*, providing a level of confidence of approximately 95 %.

-o0o-



TECHNOLOGY PROMOTION ASSOCIATION (THAILAND-JAPAN)
CORPORATE SERVICES 3: EQUIPMENT CALIBRATION AND TESTING SERVICES
534/4 PATTANAKARN ROAD SOI 18, SUANLUANG, SUANLUANG BANGKOK 10250
TEL.0-2717-3000-29 FAX.0-2719-9484



Certificate of Calibration

Cert. No.: 24TM616

Page : 1 of 3

Equipment : Water Bath

Manufacturer : Memmert

Model : WNE 14

Serial No. : L414.1410

ID No. : UAE.MIC.007/2558

Submitted by : United Analyst and Engineering Consultant Co.,Ltd.
3 Soi Udomsuk 41, Sukhumvit Road,
Bangchak, Phrakhanong,
Bangkok 10260

Location : Microbiology Laboratory (302)

Received Order : 01 April 2024

Calibration Date : 02 April 2024

Ambient Temperature : (26 ± 10) °C

Relative Humidity : (50 ± 30) %

Calibrated by :



Approved by :

Approved Signatory

()
(✓)
()



Issue Date :

25 April 2024

The Uncertainties are for a confidence probability of approximately 95%

This certificate may not be reproduced other than in full, except with the prior written
Approval of the head of Corporate Services 3 : Equipment Calibration and Testing Services.

เอกสารไม่ควบคุม

	<input checked="" type="radio"/> PASS <input type="radio"/> NOT PASS
Remarks npe: 41 \pm 0.2 C : 44.5 \pm 0.2 C	
 Verify	 Approve

13 May 2024

Cert. No. : 24TM616

Water Bath

Memmert

Model : WNE 14

S/N : L414.1410

ID. No : VAG. MIC. 007/2558.



Equipment : Water Bath
Condition As-Received : Used Item
Reference : 2404-0003OC-8

Cert. No.: 24TM616

Page : 2 of 3

Procedure Used :-

Calibration were conducted using in-house calibration procedure CP-OT04 according to direct measurement method with Data Acquisition which connected with Industrial Platinum Resistance Thermometer (IPRT).

The temperature scale used was based on ITS-90.

Condition of this result of calibration

1. Reference standard instrument:-

<u>Instrument</u>	<u>Serial No.</u>	<u>Cert. No.</u>	<u>Traceable</u>	<u>Due Date</u>
1) Data Acquisition	MY44073381	23LM95	TPA	19 May 2024

2. This certificate is valid only to the item calibrated on date and place of calibration.

3. This certification is traceable to the International System of Unit.

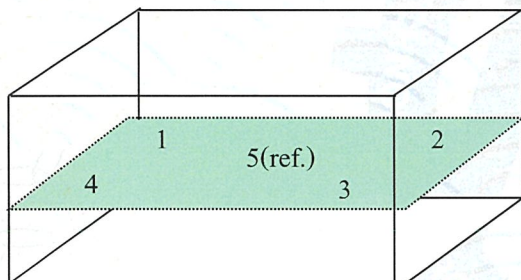
Remark : TPA : Technology Promotion Association (Thailand - Japan)

Result of Calibration :- (*) Without Adjustment

Function of UUC* : Temperature Source

Heat transfer medium used : Water

	Environmental		AC Voltage Supply
	(°C)	(%R.H.)	(Volt)
Beginning of Calibration	28	63	222
Finished of Calibration	27	69	221



Front

Position :	Ref. Std. S/N.:
1	4803988-006
2	4803988-007
3	4804539-014
4	4804539-015
5(ref.)	4804539-016



Equipment : Water Bath
Condition As-Received : Used Item
Reference : 2404-0003OC-8
Result of Calibration :- (*) Without Adjustment
Function of UUC* : Temperature Source

Cert. No.: 24TM616

Page : 3 of 3

Calibration point (°C)	UUC* Setting (°C)	UUC* Reading (°C)	Average* Standard Reading (°C)					Uncertainty (± °C)
			Position					
			1	2	3	4	5 (ref.)	
41.0	41.1	41.1	40.988	40.997	41.014	40.996	40.993	0.15
44.5	44.5	44.5	44.474	44.456	44.460	44.456	44.455	0.15

Calibration point (°C)	Uniformity (°C)	Stability (± °C)	Coverage Factor <i>k</i>
41.0	0.100	0.041	2
44.5	0.070	0.047	2

Average* : The average of 30 values in each position.

Uniformity : The maximum difference of measured temperatures at any sensors and the measured temperature at the reference location which are observed at the same time or at as close an observation time as possible to determine the temperature pattern or homogeneity within the chamber under steady-state conditions.

Stability : One-half of the greatest maximum difference of measured temperature at any one probe.

UUC* : Unit Under Calibration

Note : The reported uncertainty of measurement was included stability and excluded uniformity.

The reported uncertainty of measurement was based on a standard uncertainty multiplied by a coverage factor *k* , providing a level of confidence of approximately 95 %.

-o0o-

Calibration Certificate

Certificate No.: 2403982-001-01
Client name: UNITED ANALYST AND ENGINEERING CONSULTANT CO.,LTD.
Address: 3 Soi Udomsuk 41, Sukhumvit Road,
Bangchack, Prakanong, Bangkok 10260

Page 1 of 3

Equipment: Autoclave
Manufacturer: ALP
Model: CL-40L
Serial No.: 807298
ID No.: UAE.MIC.019/2560
Order No.: 2403982
Operation No.: 2403982-001
Date of Receipt: 7 August 2024
Date of Calibration: 7 August 2024

Calibrated by [Redacted]
Specialist

Approved by [Redacted]
Vice President, Department of Laboratory Services
Responsible for the Technical Management Team

Date of Issue: 14 August 2024

The uncertainties are for a confidence probability of approximately 95 %.

This Certificate is issued in accordance with the conditions of accreditation granted by the Thai Laboratory Accreditation scheme which has assessed the measurement capability of the laboratory and its traceability to recognized national standards and to the units of measurement realized at the corresponding national standards laboratory. This certificate may not be reproduced other than in full except with the prior written approval of the National Food Institute.

F-CS-009 Revision: 01 Date: 20-04-65



Calibration Report

Certificate No.: 2403982-001-01
Equipment: Autoclave
 Model: CL-40L Serial No.: 807298
 Resolution: 1 °C ID No.: UAE.MIC.019/2560
 Manufacturer: ALP

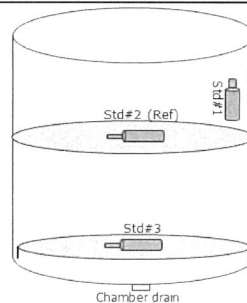
Date of Calibration: 7 August 2024

Page 3 of 3

Calibration point: 121 °C

Calibration result:

Calibration Condition	Temperature (°C)	Relative Humidity (%)	Line Voltage (Volt)
Min	28.0	55	224
Max	30.0	65	226



Standard at Position

Std#1 = Attached to the load temperature probe, within 20 mm.
 Std#2 = In the upper half of the chamber
 Std#3 = In the chamber drain, within 100 mm.

Table1 : Reporting of Temperature

Calibration Point (°C)	Measured Temperature (°C) @ Sensor No. (Sensor No.2 is REF)			Uncertainty ± (°C)
	Std.# 1	Std.# 2 (Ref)	Std.# 3	
121	122.43	122.44	122.44	0.65

Table 2 : Reporting of Characterization Result

UUC* Setting (°C)	UUC* Reading				Stability ± (°C)	Uniformity (°C)	Overall Variation (°C)
	Min (°C)	Max (°C)	Average (°C)	MPa			
122	122	122	122	0.11	0.065	0.031	0.14

Note

The quoted uncertainty include " Stability " and " Loading effect (20% of Uniformity)"

UUC* = Unit Under Calibration

Stability = One-half of the greatest maximum difference of measured temperatures at any one sensors, for at least half an hour after reaching steady state.

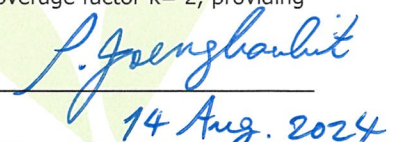
Uniformity = The maximum difference of measured temperatures at any sensors and the measured temperature at the reference location which are observed at the same time.

Overall Variation = The difference of the maximum and minimum measured temperatures throughout observation time.

The report uncertainty of measurement was based on standard uncertainty multiplied by coverage factor $k=2$, providing a level of confidence of approximately 95 %.

----- End -----

F-CS-012 Revision: 01 Date: 20-04-65


 14 Aug. 2024

2008 ซอยอรุณอมรินทร์ 36 ถนนอรุณอมรินทร์ แขวงบางยี่สิบ เขตบางพลัด กรุงเทพมหานคร 10700

2008 Soi 36, Arun Amarin Road, Bang Yi Khan Subdistrict, Bang Phlat District, Bangkok 10700, Thailand

Tel: +66(0) 2422 8688 Fax: +66(0) 2422 8545

เอกสารไม่ควบคุม



nfi.or.th

Calibration Report

Certificate No.: 2403982-001-01

Equipment: Autoclave

Model: CL-40L Serial No.: 807298

Resolution: 1 °C ID No.: UAE.MIC.019/2560

Manufacturer: ALP

Date of Calibration: 7 August 2024

Page 2 of 3

Location: MICROBIOLOGY LABORATORY (301), UNITED ANALYST AND ENGINEERING CONSULTANT CO.,LTD.

Environment Condition: Ambient Temperature (29 ± 1) °C

Relative Humidity (60 ± 5) %

Line Voltage (225 ± 1) Volt

Condition of this results of Calibration:

- This instrument was calibrated by insert 3 standard Data loggers with RTD into its autoclave and calibration according to W-TE-018 based on BS 2646-1:2021, Autoclaves for sterilization in laboratories
Part 1: Design, construction, safety and performance - Specification.
- The temperature scale used was based on ITS - 90.
- All data show below were final values and the initial data may be obtained upon request.

2. Reference Standard Instrument :

Instrument	Model	Serial No.	Certificate No.	Due Date	Through
Digital Thermometer with RTD (Data Logger)	OM-CP-HITEMP-140	Q88555	TE 670230-01	25-Feb-25	NATIONAL FOOD INSTITUTE
	OM-CP-HITEMP-140	R55951	TE 670231-01	25-Feb-25	NATIONAL FOOD INSTITUTE
	OM-CP-HITEMP-140	R56916	TE 670232-01	25-Feb-25	NATIONAL FOOD INSTITUTE

- This certificate is traceable to International System of Units (SI Units).
- This certificate was certified only for the instrument we calibrated.
- This result of calibration was found accurate as shown on date and place of calibration only.
- This standard does not apply to sterilizers or disinfectors used for medical, dental, pharmaceutical.
- Condition of Calibrated item : Good

UUC Description : Setting program function sterilization : STERILIZE/NORMAL

Time of sterilization 15 Minute At 121 °C

8. Result of Calibration :
- ☒ Without adjustment
- ☐ After adjustment

P. Jangharut
14 Aug. 2024

Calibration Certificate

Certificate No.: 2402281-001-01
Client name: UNITED ANALYST AND ENGINEERING CONSULTANT CO., LTD.
Address: 3 Soi Udomsuk 41, Sukhumvit Road,
Bangchack, Prakhnong, Bangkok 10260

Page 1 of 3

Equipment: Autoclave
Manufacturer: ALP
Model: CL-40L
Serial No.: 808763
ID No.: UAE.MIC.026/2563
Order No.: 2402281
Operation No.: 2402281-001
Date of Receipt: 2 April 2024
Date of Calibration: 2 April 2024

Calibrated by

Scientist

Approved by

Manager, Division of Calibration Laboratory

Date of Issue:

9 April 2024

Responsible for the Technical Management Team

The uncertainties are for a confidence probability of approximately 95 %.

This Certificate is issued in accordance with the conditions of accreditation granted by the Thai Laboratory Accreditation scheme which has assessed the measurement capability of the laboratory and its traceability to recognized national standards and to the units of measurement realized at the corresponding national standards laboratory. This certificate may not be reproduced other than in full except with the prior written approval of the National Food Institute.

F-CS-009 Revision: 01 Date: 20-04-65



Calibration Report

Certificate No.: 2402281-001-01

Equipment: Autoclave

Model: CL-40L Serial No.: 808763

Resolution: 0.1 °C ID No.: UAE.MIC.026/2563

Manufacturer: ALP

Date of Calibration: 2 April 2024

Page 2 of 3

Location: LABORATORY, UNITED ANALYST AND ENGINEERING CONSULTANT CO., LTD.

Environment Condition:
Ambient Temperature (25 ± 1) °C
Relative Humidity (55 ± 7) %
Line Voltage (225 ± 5) Volt

Condition of this results of Calibration:

- This instrument was calibrated by insert 3 standard temperature recorder with RTD into its autoclave and calibration according to W-TE-018 based on BS 2646-1(2021) : Autoclaves for sterilization in laboratories Design, construction, safety and performance Specification.
- The temperature scale used was based on ITS - 90 .
- All data show below were final values and the initial data may be obtained upon request.

2. Reference Standard Instrument :

Instrument	Model	Serial No.	Certificate No.	Due Date	Through
Digital Thermometer with RTD (Data Logger)	HiTemp140-2	R54918	TE 660383-01	8 April 2024	NATIONAL FOOD INSTITUTE
	HiTemp140-2	S25601	TE 670033-01	9 November 2024	MADGETECH INC.
	HiTemp140-2	S25602	TE 670034-01	9 November 2024	MADGETECH INC.

- This certificate is traceable to International System of Units (SI Units).
- This certificate was certified only for the instrument we calibrated.
- This result of calibration was found accurate as shown on date and place of calibration only.
- This standard does not apply to sterilizers or disinfectors used for medical, dental, pharmaceutical.
- Condition of Calibrated item : Good

UUC Description : Setting program function sterilization : STERILIZE/NORMAL

Time of sterilization 15 Minute At 115.0 and 121.0 °C

8. Result of Calibration :
- | | |
|-------------------------------------|--------------------|
| <input checked="" type="checkbox"/> | Without adjustment |
| <input type="checkbox"/> | After adjustment |



Calibration Report

Certificate No.: 2402281-001-01
Equipment: Autoclave
Model: CL-40L Serial No.: 808763
Resolution: 0.1 °C ID No.: UAE.MIC.026/2563
Manufacturer: ALP

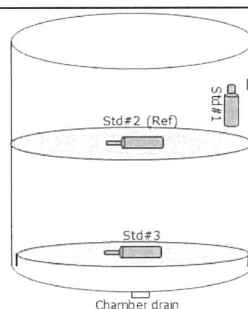
Date of Calibration: 2 April 2024

Page 3 of 3

Calibration point: 115.0 and 121.0 °C

Calibration result:

Calibration Condition	Temperature (°C)	Relative Humidity (%)	Line Voltage (Volt)
Min	24.4	48.6	220
Max	25.5	62.1	230



Standard at Position

Std#1 = Attached to the load temperature probe, within 20 mm.
Std#2 = In the upper half of the chamber
Std#3 = In the chamber drain, within 100 mm.

Table1 : Reporting of Temperature

Calibration Point (°C)	Measured Temperature (°C) @ Sensor No. (Sensor No.2 is REF)			Uncertainty ± (°C)
	Std.# 1	Std.# 2 (Ref)	Std.# 3	
115.0	115.28	115.35	115.38	0.64
121.0	121.28	121.36	121.37	0.64

Table 2 : Reporting of Characterization Result

UUC* Setting (°C)	UUC* Reading				Stability ± (°C)	Uniformity (°C)	Overall Variation (°C)
	Min (°C)	Max (°C)	Average (°C)	MPa			
115.0	115.0	115.1	115.0	0.08	0.19	0.13	0.48
121.0	121.0	121.1	121.0	0.12	0.17	0.10	0.38

Note

The quoted uncertainty include " Stability " and " Loading effect (20% of Uniformity)"

UUC* = Unit Under Calibration

Stability = One-half of the greatest maximum difference of measured temperatures at any one sensors, for at least half an hour after reaching steady state.

Uniformity = The maximum difference of measured temperatures at any sensors and the measured temperature at the reference location which are observed at the same time.

Overall Variation = The difference of the maximum and minimum measured temperatures throughout observation time.

The report uncertainty of measurement was based on standard uncertainty multiplied by coverage factor k= 2, providing a level of confidence of approximately 95 %.

----- End -----




Calibration Certificate

Certificate No.: 2402419-001-01
Client name: UNITED ANALYST AND ENGINEERING CONSULTANT CO., LTD.
Address: 3 Soi Udomsuk 41, Sukhumvit Road,
Bangchack, Prakhonong, Bangkok 10260

Page 1 of 3

Equipment: Electronic Balance
Manufacturer: OHAUS
Model: PX623
Serial No.: C236754745
ID No.: UAE.MIC.055/2565
Order No.: 2402419
Operation No.: 2402419-001
Date of Receipt: 19 April 2024
Date of Calibration: 19 April 2024

Calibrated by

Scientist

Approved by

(M

Vice President, Department of Laboratory Services

Responsible for the Technical Management Team

Date of Issue: 23 April 2024

The uncertainties are for a confidence probability of approximately 95%

This Certificate is issued in accordance with the conditions of accreditation granted by the Thai Laboratory Accreditation Scheme which has assessed the measurement capability of the laboratory and its traceability to recognized national standards and to the units of measurement realized at the corresponding national standards laboratory. This certificate may not be reproduced other than in full except with the prior written approval of the National Food Institute.

F-CS-009 Revision: 01 Date: 20-04-65



Calibration Report

Certificate No.: 2402419-001-01

Equipment: Electronic Balance

Manufacturer: OHAUS

Model: PX623

Resolution: 0.001 g

Serial No.: C236754745

ID No.: UAE.MIC.055/2565

Capacity: 620 g

Date of Calibration: 19 April 2024

Page 2 of 3

Environment Condition: Ambient Temperature: 26.0 ± 0.3 °C Relative Humidity: 57 ± 8.4 %

Place of Calibration: Room 301, UNITED ANALYST AND ENGINEERING CONSULTANT CO., LTD.

Condition of Equipment: Good Condition

Condition of This Results of Calibration:

1. Calibration Method: NFI Method W-MA-001 In-House Method based on UKAS Lab 14 : 2019

2. Reference Standards:

Reference Standard	Model	Serial No.	Calibrated By	Certificate No.	Due Date
Standard Weight Class E2	1-500g	15882	TCS	M2311182S	28 November 2024

Instrument	Model	Serial No.	Calibrated By	Certificate No.	Due Date
Thermo-Hygro Meter	608-H1	NFI.BTH 019/23	Quality Reborn	QR24-0492	4 March 2025

3. This certification is traceable to SI UNIT

4. This certificate was certified only for the instrument we calibrated.

5. This result of calibration was found accurate as shown on date and place of calibration only.

Calibration Results:

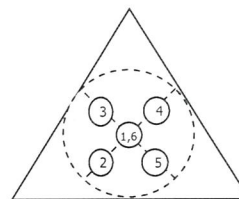
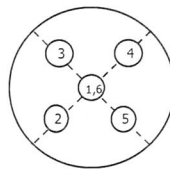
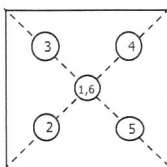
1. Repeatability of Reading:

Nominal Value (g)	Standard Deviation of Reading (g)
300	0.00067
600	0.0010

2. Off-Center Error:

A mass of 200 g was placed and moved to various position on pan.

The balance reading obtained is given in the table.



1 (g)	2 (g)	3 (g)	4 (g)	5 (g)	6 (g)	(Maximum Difference) (g)
200.000	200.002	200.001	199.999	200.000	200.000	0.002

F-CS-012 Revision: 01 Date: 20-04-65

P. Jongsakul
23 April 2024



Calibration Report

Certificate No.: 2402419-001-01

Equipment: Electronic Balance

Manufacturer: OHAUS

Model: PX623

Resolution: 0.001 g

Serial No.: C236754745

ID No.: UAE.MIC.055/2565

Capacity: 620 g

Date of Calibration: 19 April 2024

Page 3 of 3

Calibration Results: (Continued)

Calibration Range: 0-600 g

Calibration Adjustment: Internal Calibration

3. Departure from Nominal Value:

Nominal Value (g)	Standard Value (g)	Average Reading (g)	Correction (g)	Uncertainty (± g)	Coverage Factor <i>k</i>
Unload	0.0000	0.000	0.000	0.00093	2.00
1	1.0000	1.000	0.000	0.00093	2.00
5	5.0000	5.000	0.000	0.00093	2.00
10	10.0000	10.000	0.000	0.00093	2.00
20	20.0000	20.000	0.000	0.00093	2.00
50	50.0000	50.001	-0.001	0.00093	2.00
100	100.0000	100.001	-0.001	0.00094	2.00
200	200.0000	200.001	-0.001	0.0011	2.00
300	300.0000	300.003	-0.003	0.0011	2.00
400	399.9999	400.003	-0.003	0.0012	2.00
500	499.9999	500.003	-0.003	0.0013	2.00
600	599.9999	600.002	-0.002	0.0014	2.00

P. Jongsakul
23 April 2024

The reported uncertainty of measurement was based on a standard uncertainty multiplied by a coverage factor *k*, providing a level of confidence of approximately 95 %.

----- End -----

F-CS-012 Revision: 01 Date: 20-04-65

